

ODP COVID-19 Update

As of 3/15/2012



World Cases: 120,096,586

World Deaths: 2,657,501

United States Cases: 29,471,008

United States Deaths: 535,319

As of 3/15/2021

Confirmed Cases

829,005

Probable Cases

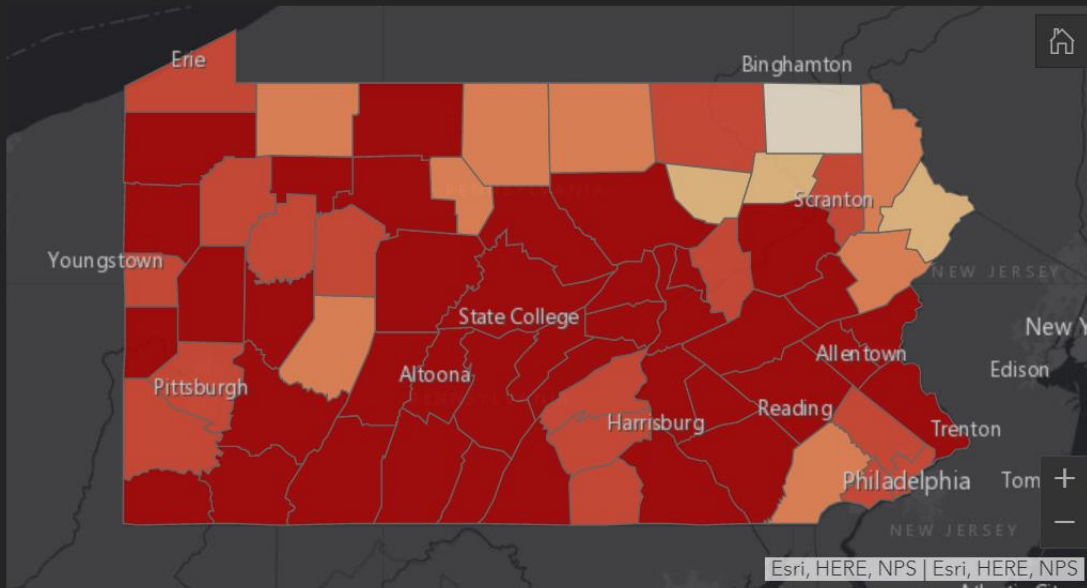
138,593

Negative Tests

4,001,528

Deaths

24,587

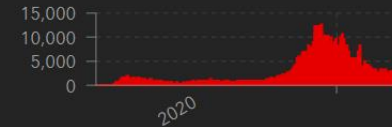


Cases per 100,000 Population

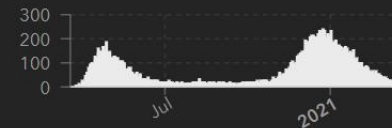
0 - 4,500 > 4,500 - 5,500 > 5,500 - 6,500 > 6,500 - 7,500 > 7,500

Information last updated at 12:00 noon on 03/15/2021. Case count data, map and new cases per day data from PA-NEDSS. Deaths by day graph data from EDRS.

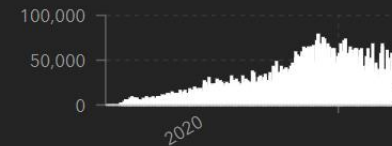
New Cases Per Day



Deaths by Day



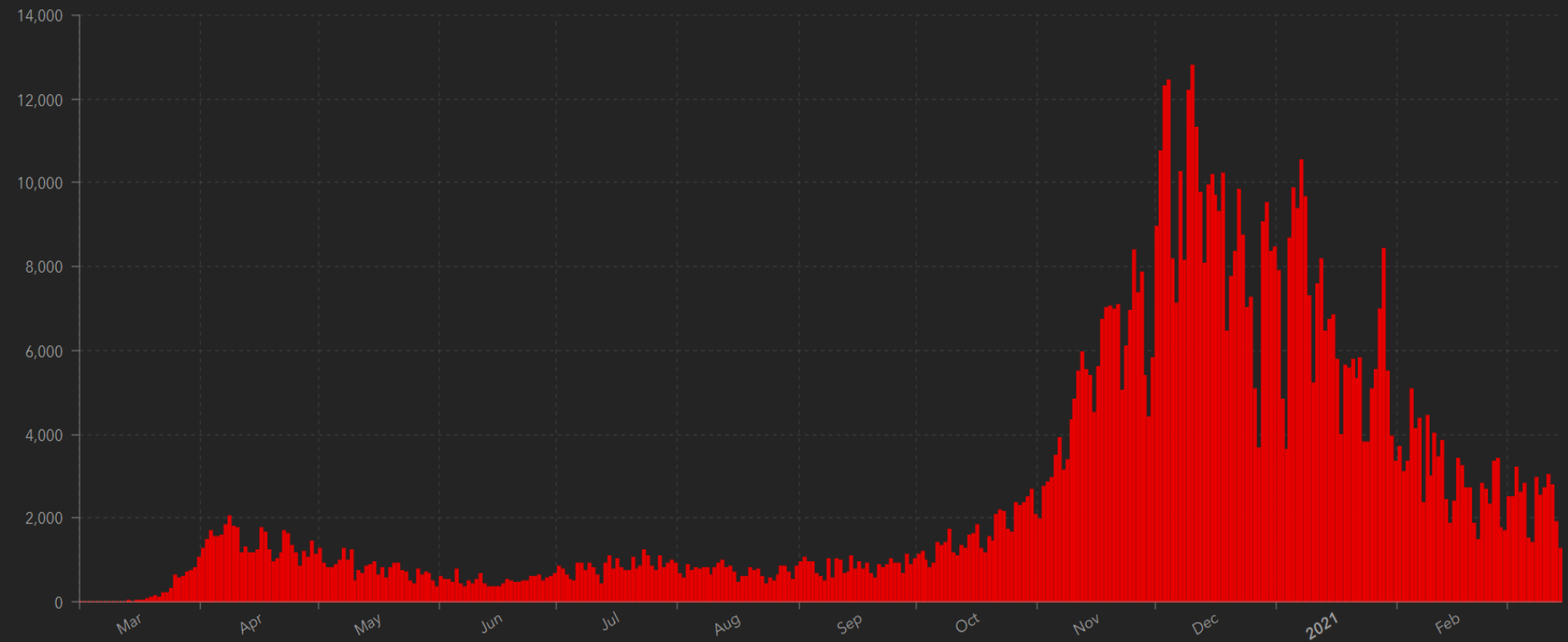
Daily PCR Tests



*Case Counts in the charts above include...

As of 3/11/2021

New Cases Per Day



<https://www.health.pa.gov/topics/disease/coronavirus/Pages/Cases.aspx>



COVID-19 Early Warning Monitoring System Dashboard

Updated on 3/12/2021

Select a county or multiple counties (CTRL+click) in the map to filter the table.

Page Navigation

All Counties



Pennsylvania

-1,059 Confirmed cases (diff)	97.5 Incidence rate per 100,000 (curr)
5.7% PCR percent positivity (curr)	-164.4 Avg. daily hospitalizations (diff)
-12.4 Avg. daily ventilators (diff)	0.5% Hosp. visits due to CLI (curr)

diff. - difference between the most recent 7-day period and the previous 7-day period.

curr. - most recent 7-day period

Most recent 7-day period: March 5-March 11

Previous 7-day period: February 26-March 4

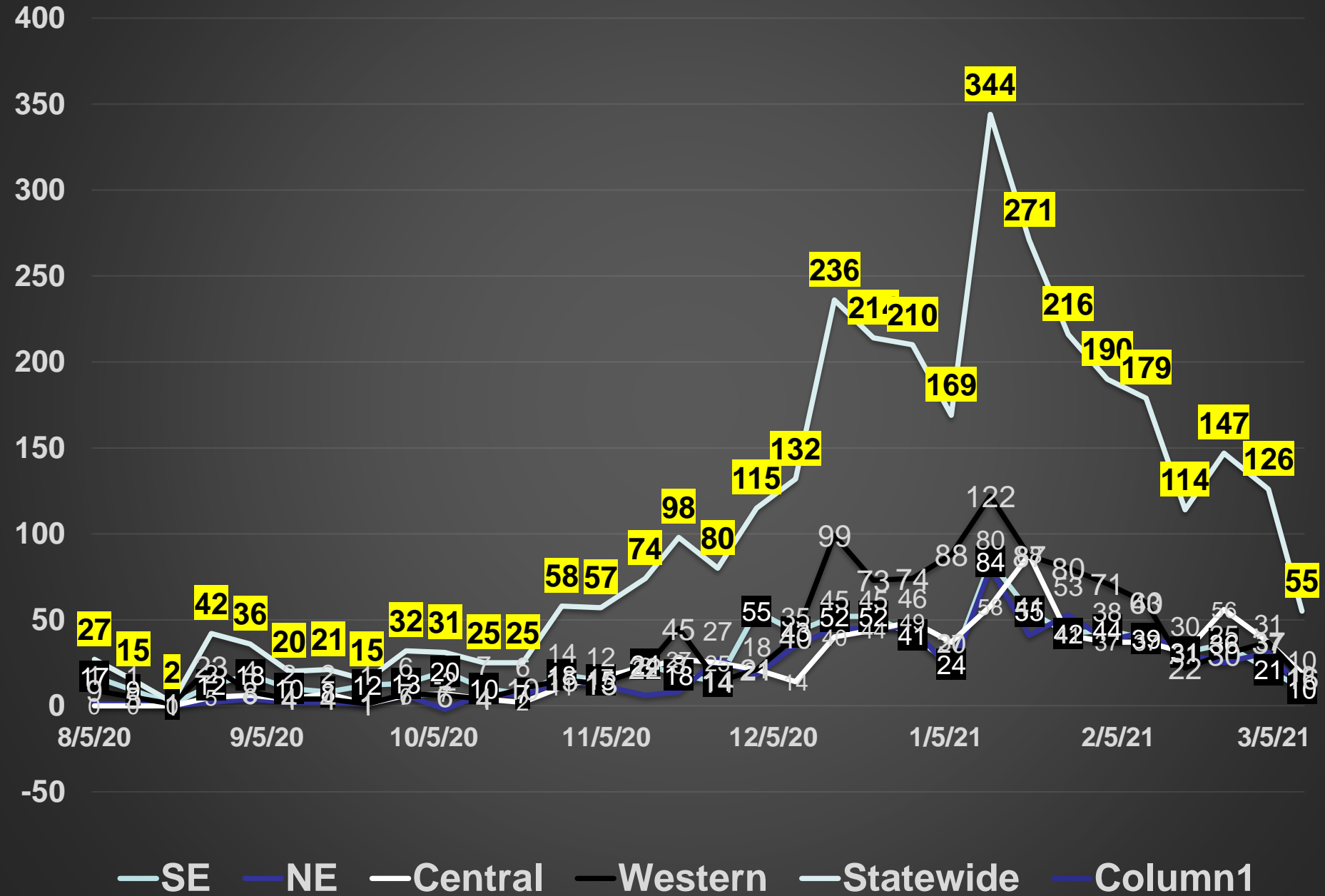
For detailed county progress hover over the metric.

Cumulative COVID-19 Data ID/A Community System Including Private ICFs

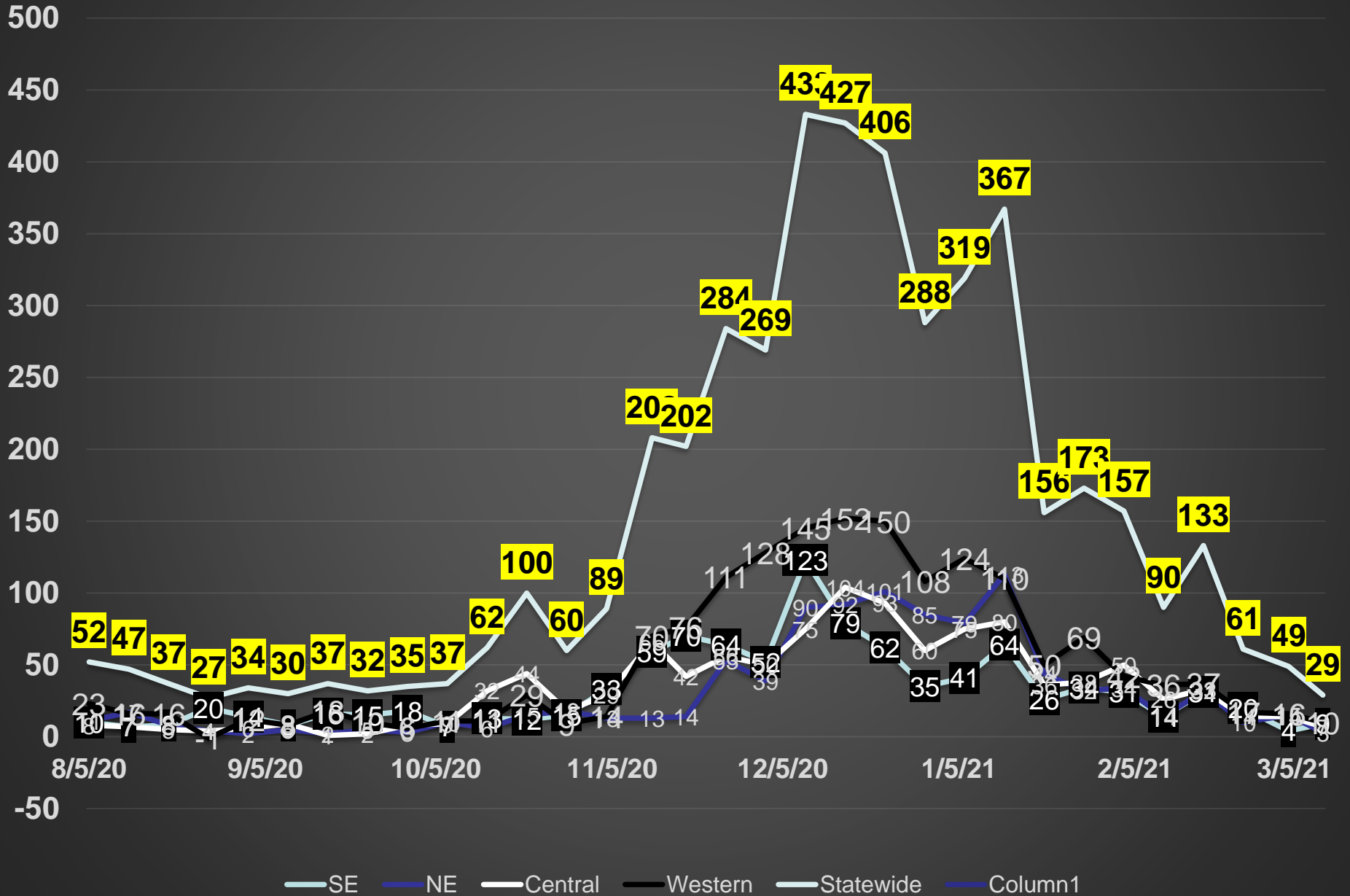
(data extraction 3/10/2021)

	Individuals			Staff
ODP Region	COVID-19 Confirmed	Tested Negative	Deaths	COVID-19 Confirmed
Southeast	1,672	723	121	1,988
Northeast	789	375	33	1,148
Central	835	325	28	1,171
Western	1,212	867	69	1,838
Statewide Total	4,508	2,290	251	6,145

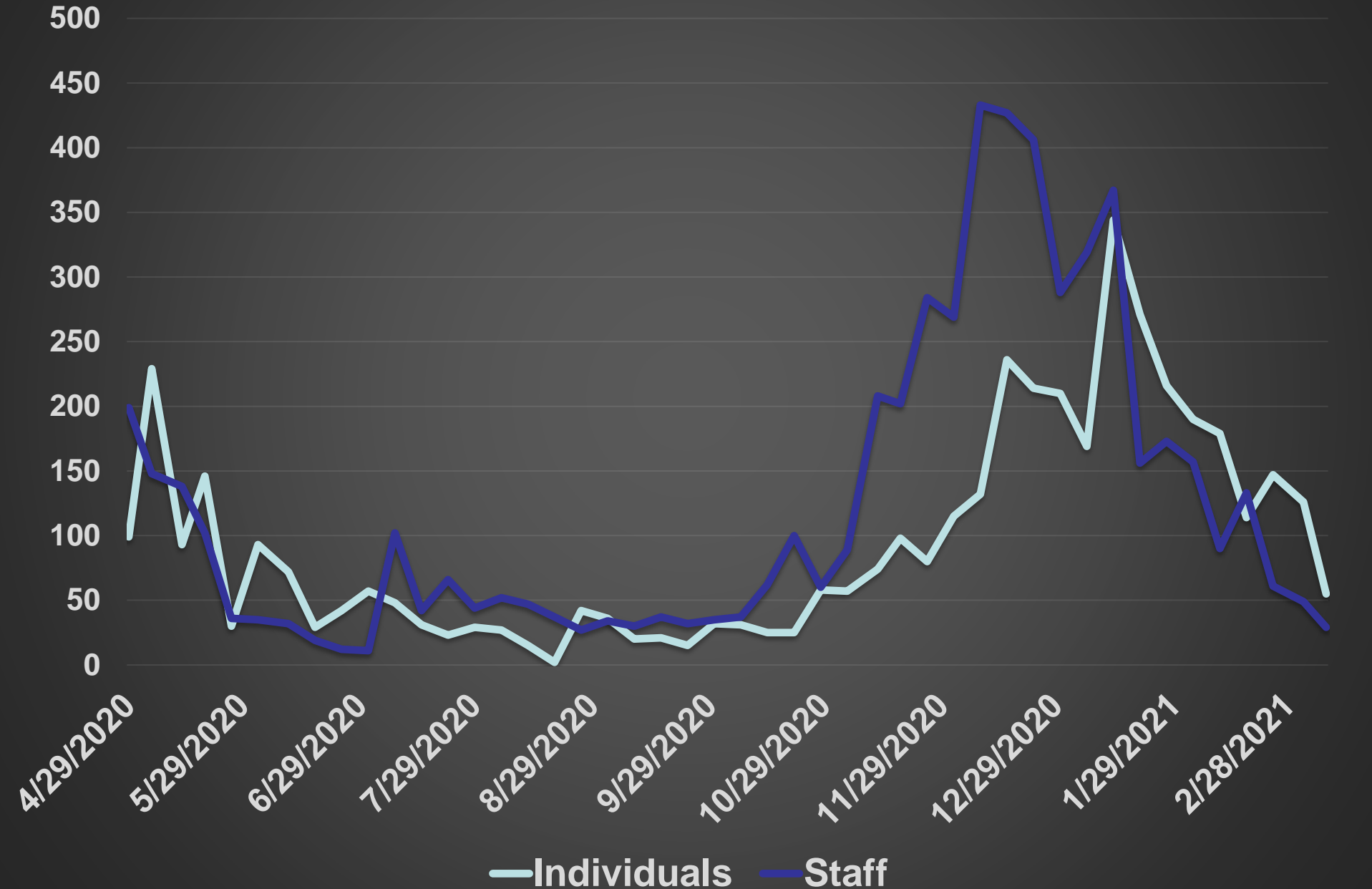
Confirmed Individual COVID-19 Cases



Confirmed Staff COVID-19 Cases



Statewide Confirmed Individual and Staff COVID-19 Cases



COMMENTARY

The Devastating Impact of Covid-19 on Individuals with Intellectual Disabilities in the United States

A study across 547 U.S. health care organizations finds that individuals with intellectual disabilities are at substantially increased risk of dying from Covid-19.

By Jonathan Gleason, MD, Wendy Ross, MD, Alexander Fossi, MPHc, Heather Blonsky, MAS, Jane Tobias, DNP, RN, MSN, CPNP-PC & Mary Stephens, MD

March 5, 2021

“Covid-19 has had a devastating impact on individuals with intellectual disabilities. In this study, having an intellectual disability was the strongest independent risk factor for presenting with a Covid-19 diagnosis and the strongest independent risk factor other than age for Covid-19 mortality.”

County/State

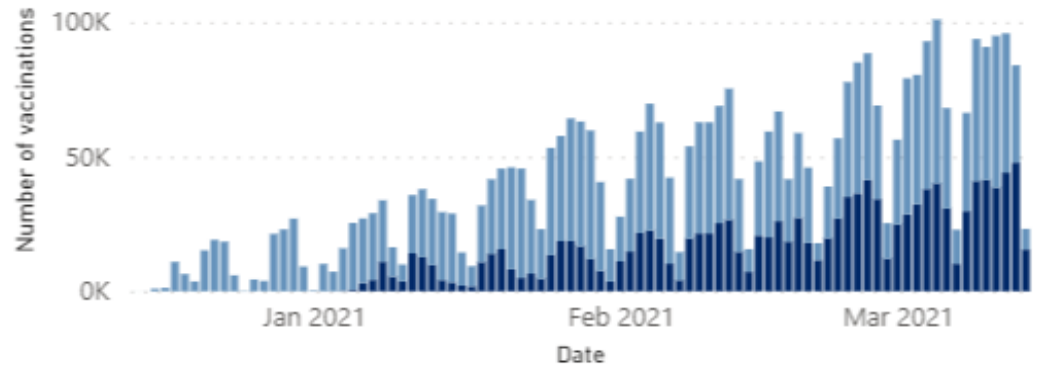
Pennsylvania

Number of Vaccinations Administered, by Date

Daily

Cumulative

● Number of full vaccinations ● Number of partial vaccinations



Vaccinations Administered

Partial vaccinations administered	2,402,937
Full vaccinations administered	1,282,684
Total vaccinations administered	3,685,621

People Vaccinated

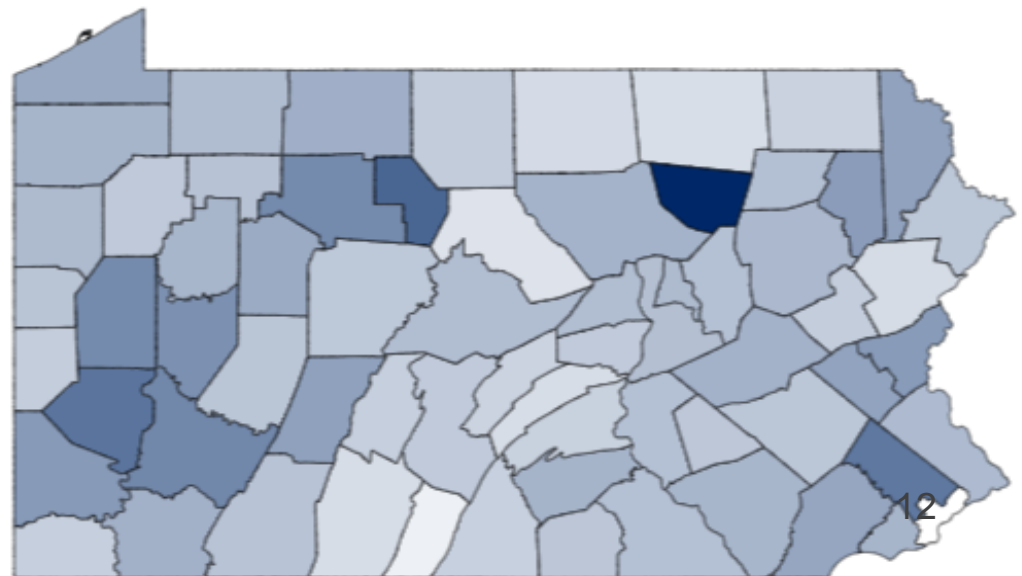
Number of People Vaccinated, by County

County	Partially Covered	Fully Covered
Adams	6,975	7,012
Allegheny	165,876	144,144
Armstrong	7,291	7,445
Beaver	10,123	11,429
Bedford	2,324	3,336
Berks	28,647	34,668
Blair	7,365	13,162
Bradford	2,917	6,475
Bucks	48,815	53,090
Total	1,176,751	1,282,679

Rate per 100,000 Residents Who Have Received Partially Covered Vaccinations, by County

Partial

Full



DHS Facility Staff and Residents Vaccinated through DHS Pharmacy Partnership

3/9/2021								
Program Office	Facilities Admin'd	Dose 1 Admin'd	Dose 2 Admin'd	Vaccine Admin'd	Facilities Scheduled	Vaccine Scheduled	Grand Total Facilities	Grand Total Doses
ODP	1,614	5,520	4,279	9,799	0	0	1,614	9,799
OLTL	110	4,477	3,331	7,808	3	90	113	7,898
OMHSAS	38	1,936	1,056	2,992	-	-	38	2,992
DHS	1,762	11,933	8,666	20,599	3	90	1,765	20,689



DEPARTMENT OF HEALTH & HUMAN SERVICES
Centers for Medicare & Medicaid Services
7500 Security Boulevard, Mail Stop C2-21-16
Baltimore, Maryland 21244-1850



Center for Clinical Standards and Quality/Survey & Certification Group

Ref: QSO-20-39-NH

REVISED 03/10/2021

DATE: September 17, 2020

TO: State Survey Agency Directors

FROM: Director
Survey and Certification Group

SUBJECT: Nursing Home Visitation - COVID-19 (***REVISED***)

Memorandum Summary

- CMS is committed to continuing to take critical steps to ensure America's healthcare facilities are prepared to respond to the Coronavirus Disease 2019 (COVID-19) Public Health Emergency (PHE).
- **Visitation Guidance:** CMS is issuing new guidance for visitation in nursing homes during the COVID-19 PHE, ***including the impact of COVID-19 vaccination.***

QSO-20-39-NH Revised: Indoor Visitation

- *Facilities should allow indoor visitation at all times and for all residents (regardless of vaccination status), except for a few circumstances when visitation should be limited due to a high risk of COVID-19 transmission (note: compassionate care visits should be permitted at all times). These scenarios include limiting indoor visitation for:*
- *Unvaccinated residents, if the nursing home's COVID-19 county positivity rate is >10% **and** <70% of residents in the facility are fully vaccinated; 2*
- *Residents with confirmed COVID-19 infection, whether vaccinated or unvaccinated until they have met the criteria to discontinue Transmission-Based Precautions; or*
- *Residents in quarantine, whether vaccinated or unvaccinated, until they have met criteria for release from quarantine.*

PA UNITES
AGAINST
COVID



MENU

PA Unites Against COVID



CERTIFY MY RESTAURANT | OPEN & CERTIFIED PA BUSINESS DIRECTORY

SHARE    

Stop the Spread

We have the power to protect each other, our economy, and our community through our actions. Each of us can make choices that can help stop the spread of the virus. Check out our [Community Resources](#) for helpful ideas and educational materials about what we each can do to stop the spread in Pennsylvania.

You matter, and so do your actions.

COVID Alert PA

Download the free *COVID Alert PA* app to add your phone to the fight against COVID-19. Get exposure alerts without compromising your privacy or personal information. Downloading the app is voluntary, but the more Pennsylvanians that use the app, the more successful our efforts will be to stop the spread of COVID-19.

COVID-19 Vaccines

After months of fighting the virus, Pennsylvania's COVID-19 vaccines are rolling out.

Find answers directly from the PA Department of Health and the CDC about vaccine safety, effectiveness, and details for when, where, and how to make an appointment to get your vaccine.

Business Unites

Entrepreneurs around the state are working together to protect workers, customers, and their business. Developing new products. Adapting to new business practices. Using new technology. It's hard to stay on top of it all. If you are a business, stay informed with the latest health and safety requirements, certifications, and resource you need know.

Translate 