

ODP COVID-19 Update

August 17, 2021

ODP Budget FY21-22

- Waiting List funded 732 CLW and 100 Consolidated for Unanticipated Emergencies
- Incentive payments for transitions from licensed residential habilitation to lifesharing or supported living

American Rescue Plan – Section 9817

- Initial Plan submitted to CMS 6/14/2021
 - 30 day review
- Public comment period ended 7/6/2021. DHS reviewing and summarizing comments.
- Commonwealth required to submit quarterly spending plan updates to CMS.

Appendix K – Temporary Enhanced Rates

- ODP has authority to continue all Appendix K flexibilities until 6 months after the federal Public Health Emergency (PHE) ends
- American Rescue Plan Section 9817 includes “maintenance of effort” requirements
- CMS advised DHS that it must continue the temporary enhanced rates until end of approved Appendix K for the Commonwealth to receive the increased FMAP
- Subject to further CMS guidance, the enhanced rates will continue through the approval of the Appendix K
 - Rates re-loaded in HCSIS for 8/1/2021
 - Gross adjustments for 7/1-7/31/2021
- Cap exceptions should be requested for individuals whose plans will exceed cap due to enhanced rates

CPS Survey Results

- Snapshot of status 7/1-7/9/2021
- 349 respondents (of 605 CPS service locations)
- 15% of respondents remain closed

Q5(1): As of today, July 1, 2021, are you open in any capacity?	Northeast	Southeast	Central	West	Statewide
Yes	77	52	69	99	297
No	6	17	19	10	52
Total	83	69	88	109	349

CPS Survey Results (cont.)

- Of service locations that remained closed 38% had anticipated opening date

Q5: Do you have an anticipated opening date?	Northeast	Southeast	Central	West	Statewide
Yes	4	9	2	5	20
No	2	8	17	5	32
Total	6	17	19	10	52

CPS Survey Results (cont.)

- When paired with pre-COVID data from respondent service locations indicates 59% of pre-COVID participants in attendance during survey period

Number of Participants as of 7/1/21:	Northeast	Southeast	Central	West	Statewide
Full time	1,001	972	1,518	1,703	5,194
Part time	843	828	711	1,044	3,426
Total	1,844	1,800	2,229	2,747	8,620

CPS Survey Results (cont.)

Q14(1): Primary reason for current closure.	NE	SE	Central	West	Statewide
Do not have adequate staff to re-open facility/service location	5	8	13	4	30
Uncertainty related to guidance for outbreaks and community spread	1	1	1	1	4
Participants/family unwillingness to return to service	0	0	1	1	2
Site will be permanently closing - planned closing to offer community CPS	0	4	0	0	4
Site will be permanently closing (other)	0	1	0	2	3
Other	0	3	4	2	9
Total	6	17	19	10	52

Q13(1): Primary reason for current capacity limitations.	NE	SE	Central	West	Statewide
To adequately manage social distancing requirements	20	17	23	30	90
Do not have adequate staff to re-open facility/service location	28	13	10	17	68
Uncertainty related to guidance for outbreaks and community spread	1	4	0	1	6
Participants/family unwillingness to return to service	8	5	11	25	49
Masking issues	0	0	0	0	0
Other	8	9	15	10	42
Not applicable- all individuals have returned full-time	12	4	10	16	42
Total	77	52	69	99	297

As of 8/16/2012



Worldwide

Cases: 207,273,297

World Deaths: 4,364,409

Vaccine Doses: 4,679,146,901

United States

Cases: 36,680,112

United States Deaths: 621,635

Vaccine Doses: 355,310,087

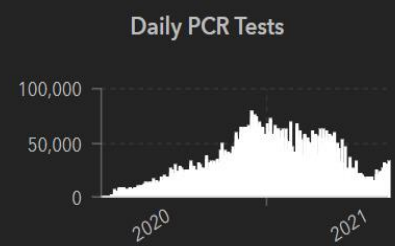
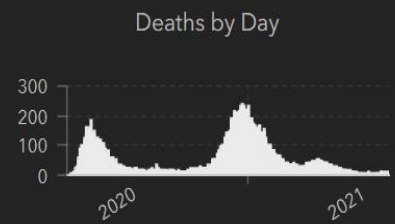
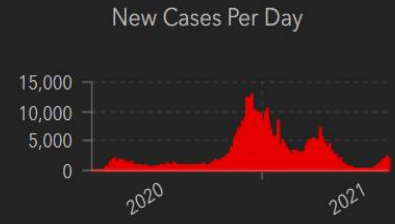
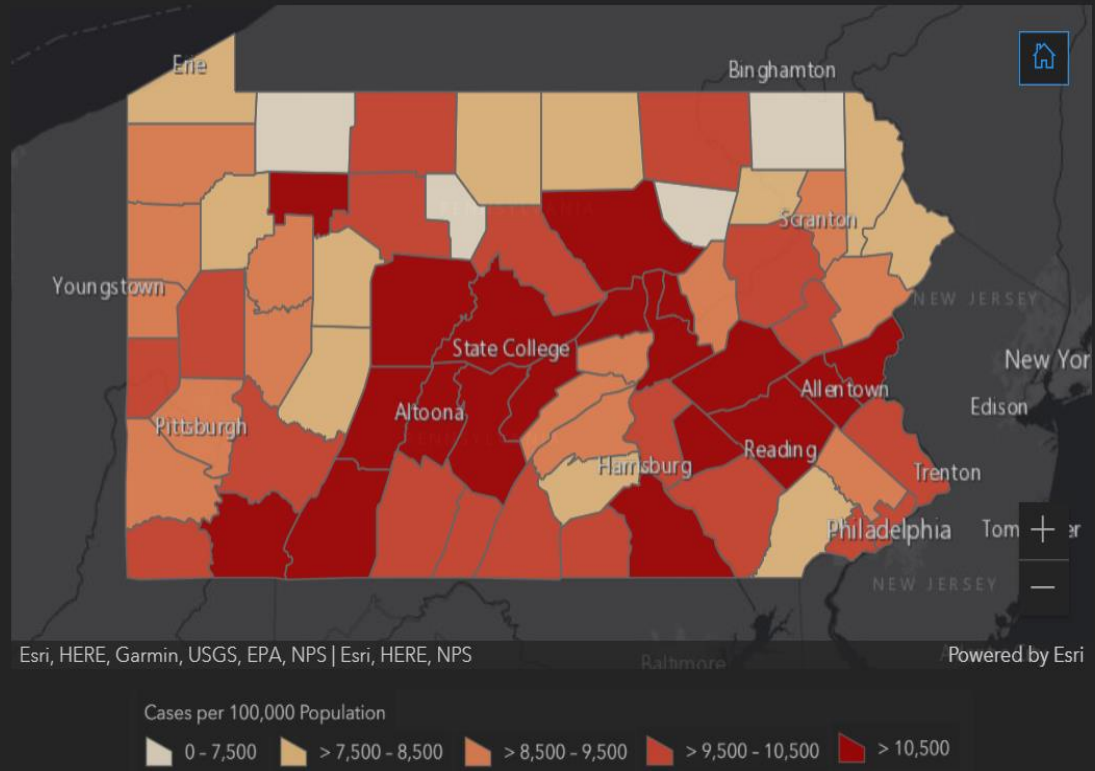
As of 8/16/2021

Confirmed Cases
1,044,584

Probable Cases
205,935

Negative Tests
5,015,058

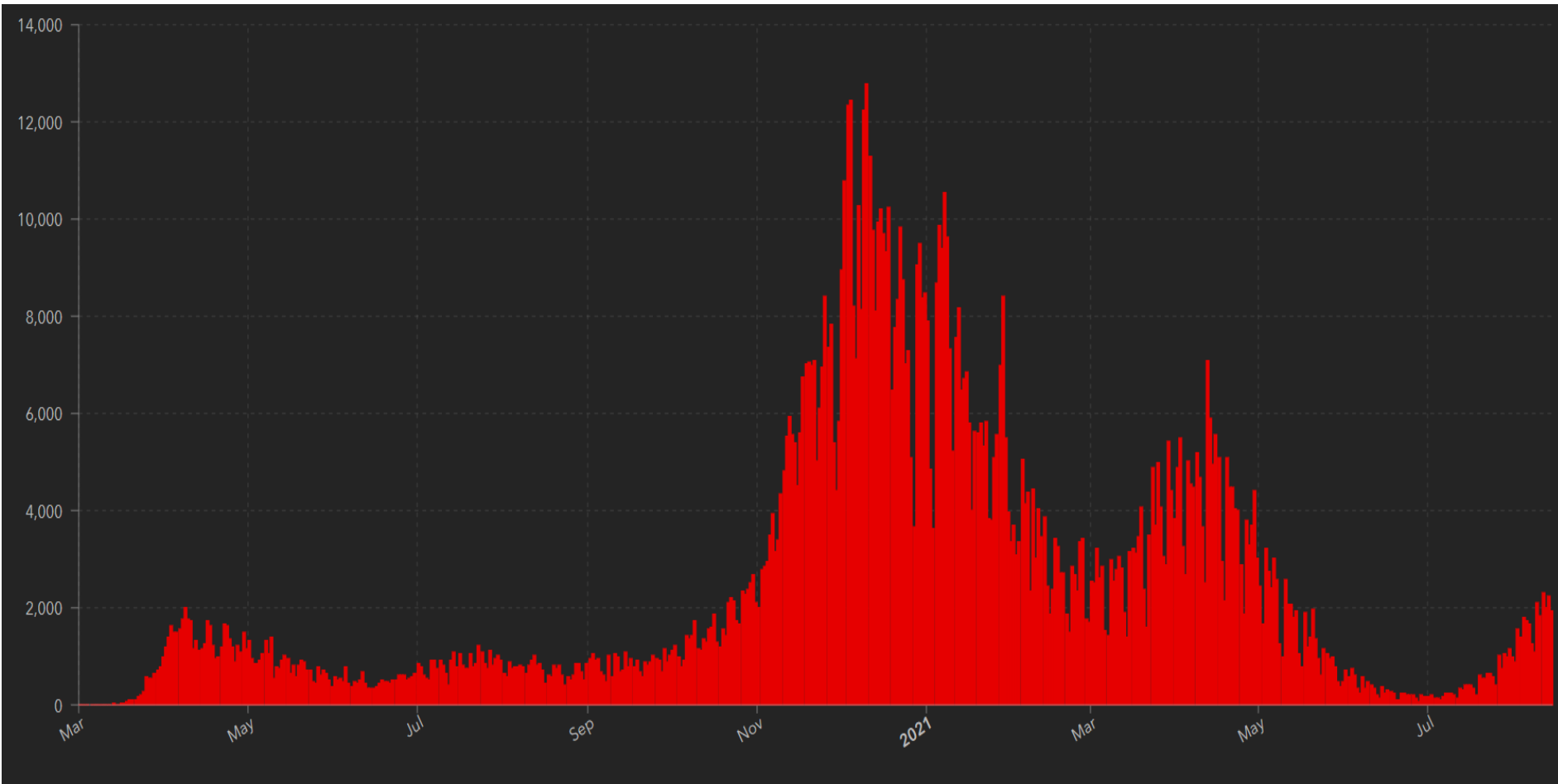
Deaths
27,966



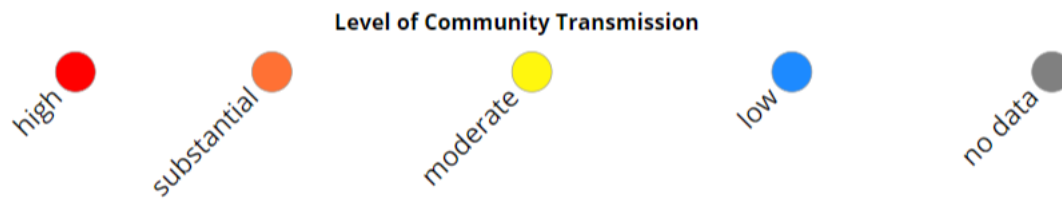
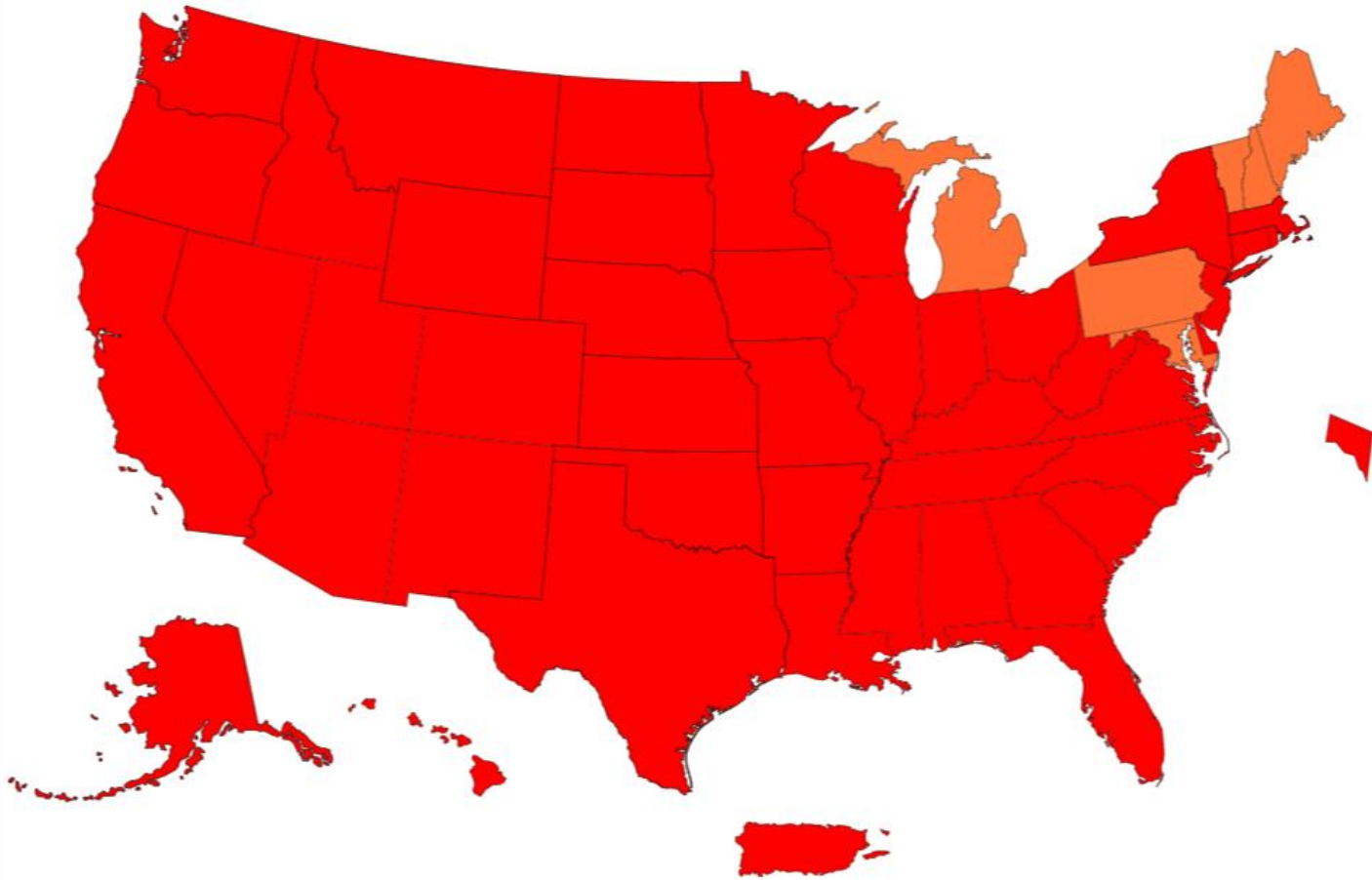
Case count data, map and new cases per day data from PA-NEDSS. Deaths by day graph data from EDRS.
Last Updated August 15, 2021

*Case Counts in the charts above include confirmed and probable cases.

As of 8/16/2021



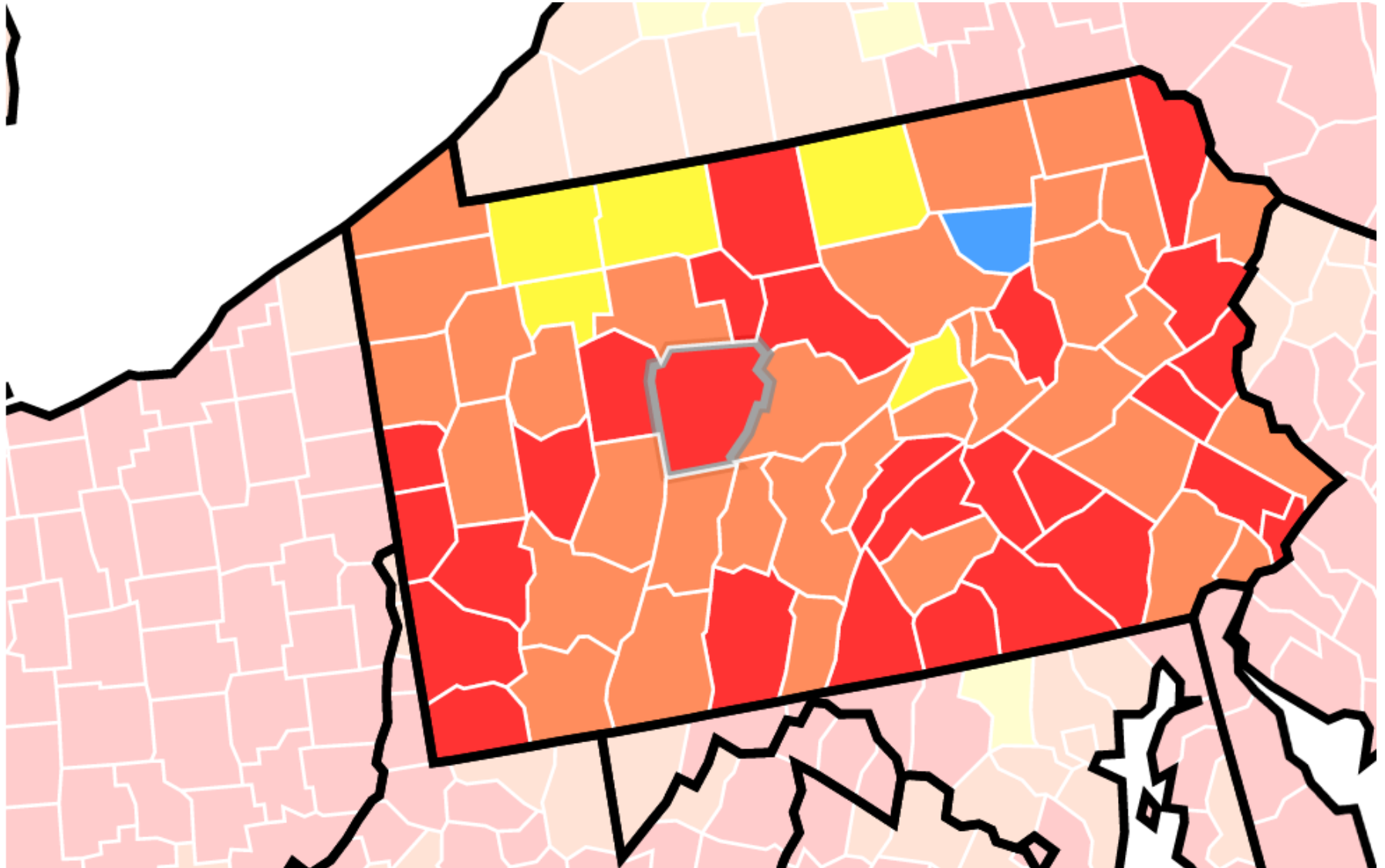
<https://www.health.pa.gov/topics/disease/coronavirus/Pages/Cases.aspx>



Level of Community Transmission



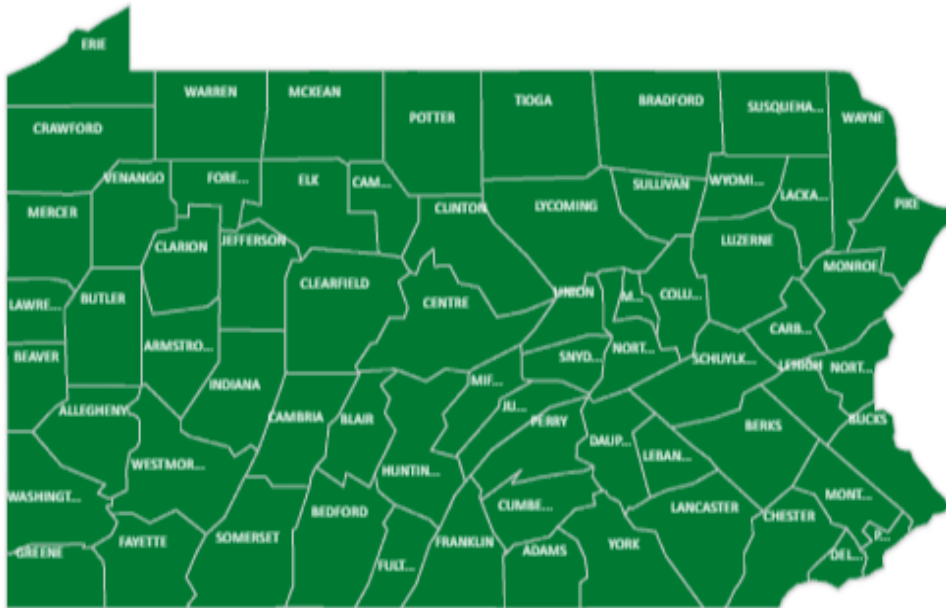
Level	Cases/100,000	PCR Percent Positive
High	100 or more	10% or more
Substantial	50 – 99	8 – 9.9%
Moderate	10 – 49	5 – 7.9%
Low	Less than 10	Less than 5%



● High ● Substantial ● Moderate ● Low ● No Data 15



Updated on 8/13/2021



For detailed county progress hover over the metric.

Pennsylvania

+1,541 Confirmed cases (diff.)	69.6 Incidence rate per 100,000 (curr.)
6.0% PCR percent positivity (curr.)	+278.3 Avg. daily hospitalizations (diff.)
+33.8 Avg. daily ventilators (diff.)	0.9% Hosp. visits due to CLI (curr.)

diff. - difference between the most recent 7-day period and the previous 7-day period.

curr. - most recent 7-day period

Most recent 7-day period: August 6-August 12

Previous 7-day period: July 30-August 5

CDC COVID-19 Study



Reduced Infection Risk

- mRNA vaccines reduce risk of infection by 91% for fully vaccinated people.
- After partial vaccination, risk of infection reduced by 81%
- Estimates included symptomatic and asymptomatic infections.

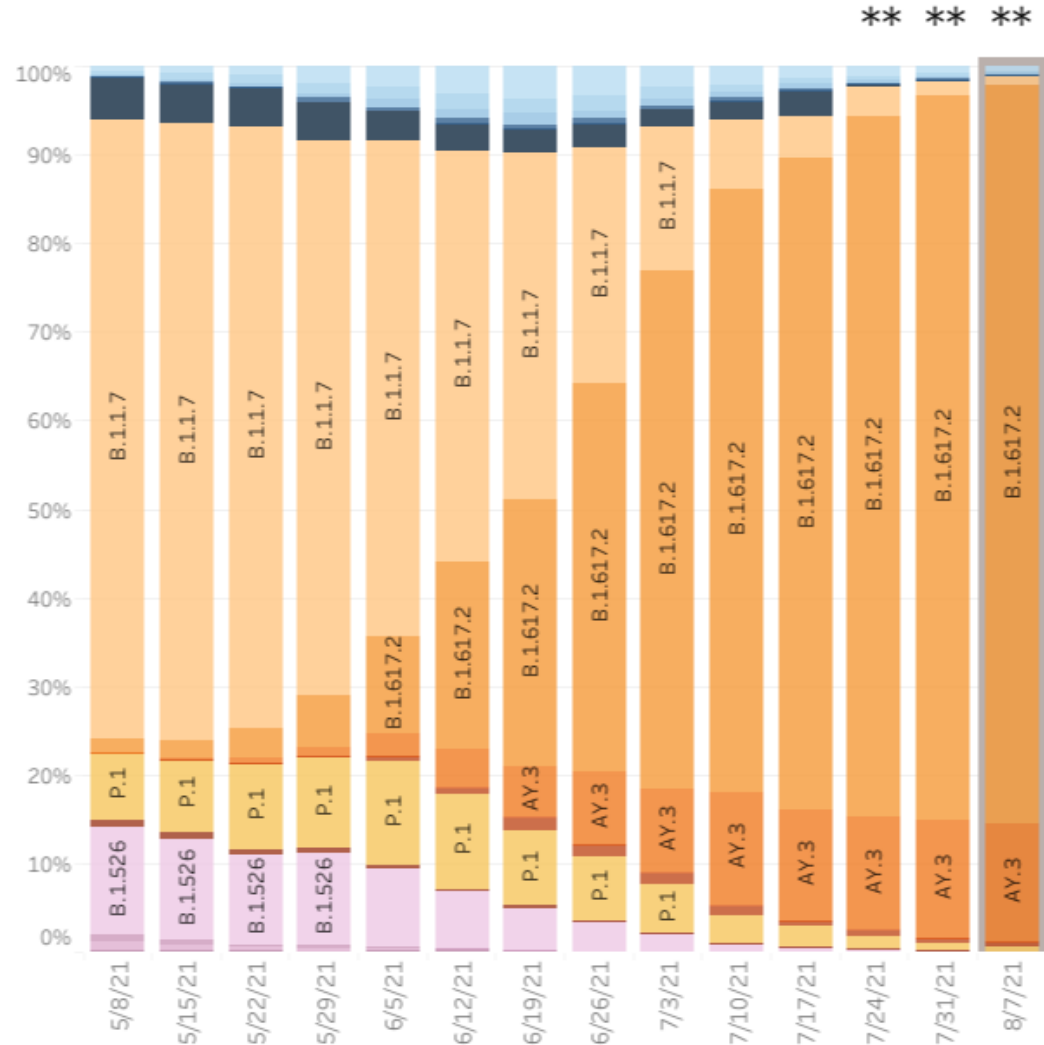
Vaccination Makes Illness Milder, Shorter

- Fully or partially vaccinated people who developed COVID-19 spent on average 6 fewer total days sick and 2 fewer days sick in bed.
- ~60 % lower risk of developing symptoms, like fever or chills, compared to those who were unvaccinated.

COVID-19 Delta Variant

United States: 5/2/2021 – 8/7/2021

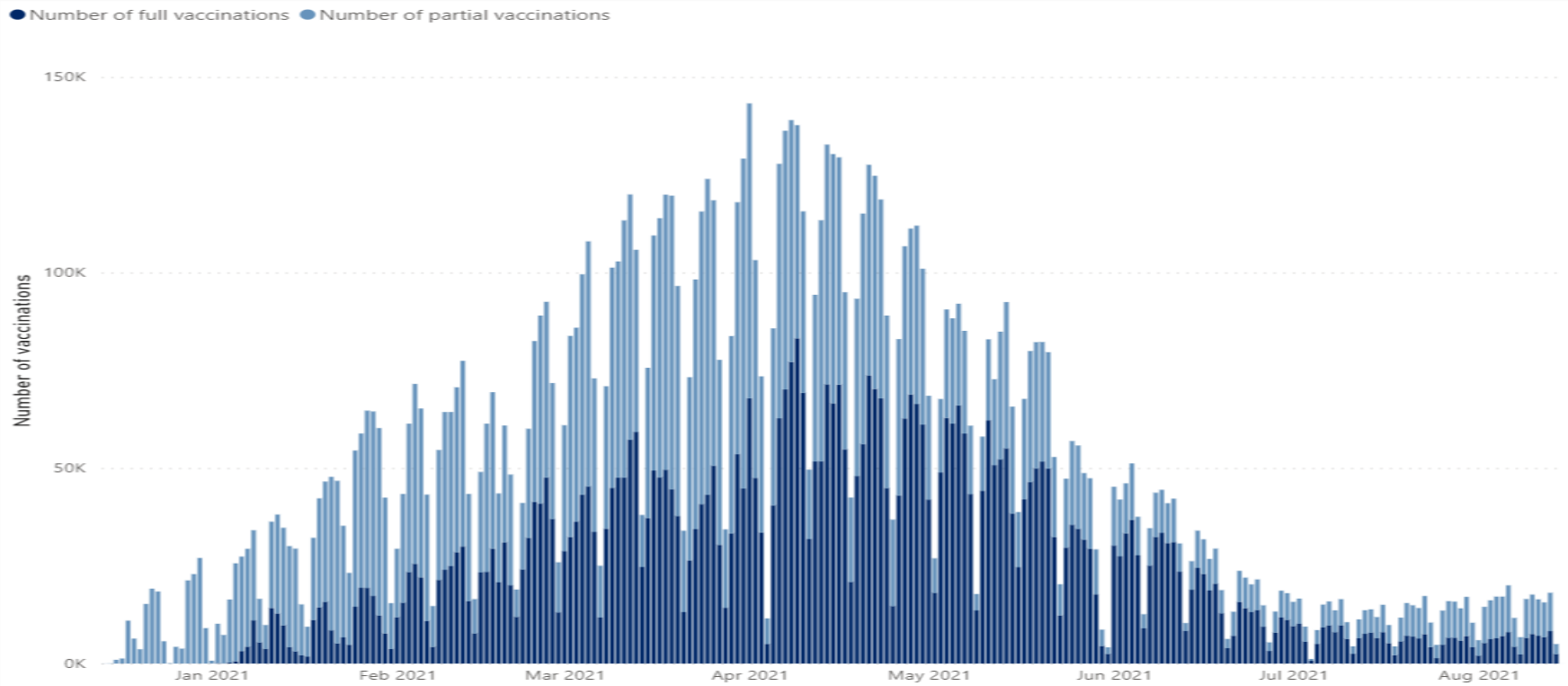
- Rapidly spreading variant.
- When ISAC last met, Delta variant accounted for 6% of new cases. Now, Delta accounts for over 90%.



COVID-19 Delta Variant



- More transmissible than other variants.
- Unvaccinated are at the highest risk.
- A recent study from the United Kingdom showed that children and adults under 50 were **2.5 times more likely to become infected with Delta**
- mRNA vaccines appear to be effective against the Delta variant, but the vaccines may be less effective than against other strains.
- Important to have both doses of the mRNA vaccine for protection against the Delta variant



Vaccinations Administered

Partial vaccinations administered	6,063,968
Full vaccinations administered	5,818,722
Total vaccinations administered	11,882,690

Third Dose of Vaccine



- CDC is recommending that moderately to severely immunocompromised people receive an additional dose. This includes people who have:
- Been receiving active cancer treatment for tumors or cancers of the blood
- Received an organ transplant and are taking medicine to suppress the immune system
- Received a stem cell transplant within the last 2 years or are taking medicine to suppress the immune system
- Moderate or severe primary immunodeficiency (such as DiGeorge syndrome, Wiskott-Aldrich syndrome)
- Advanced or untreated HIV infection
- Active treatment with high-dose corticosteroids or other drugs that may suppress your immune response
- **People should talk to their healthcare provider about their medical condition, and whether getting an additional dose is appropriate for them.**