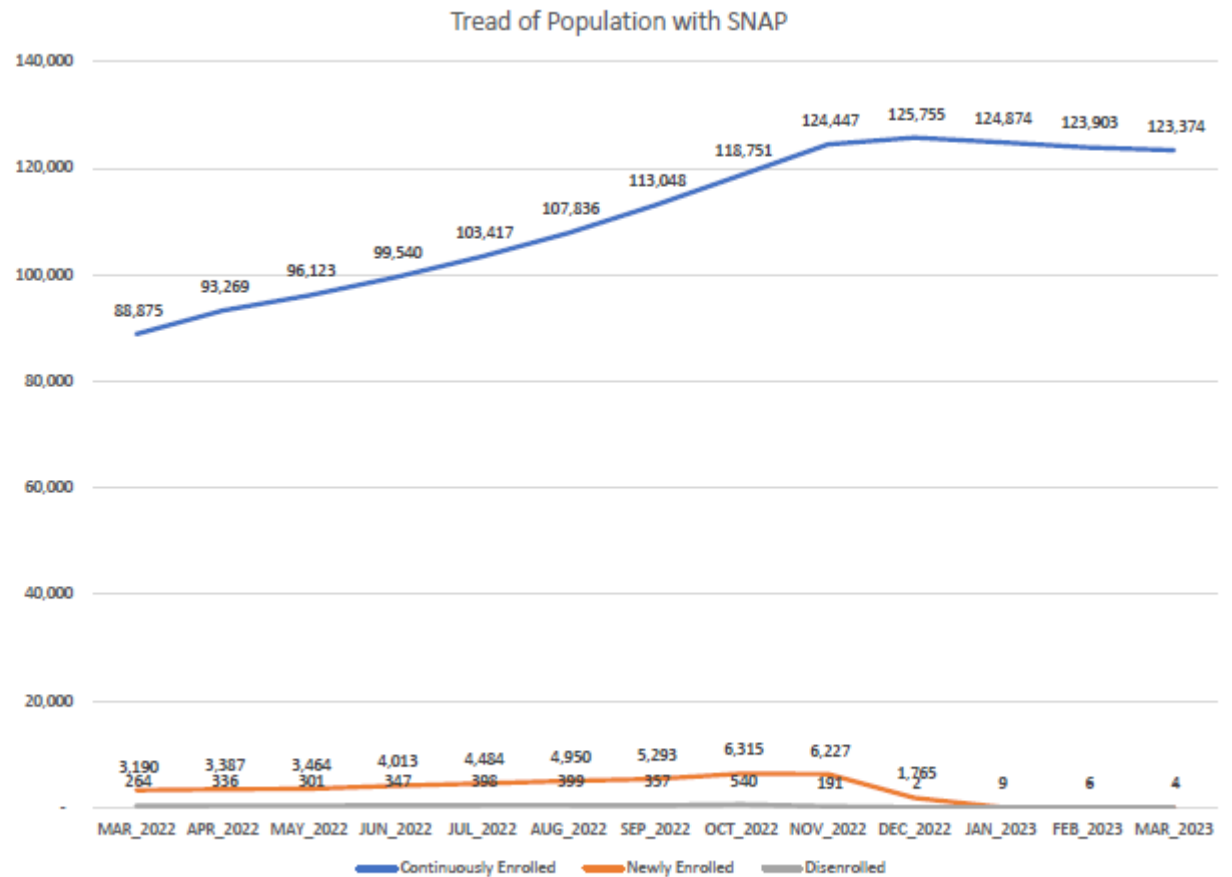


SNAP Tracker

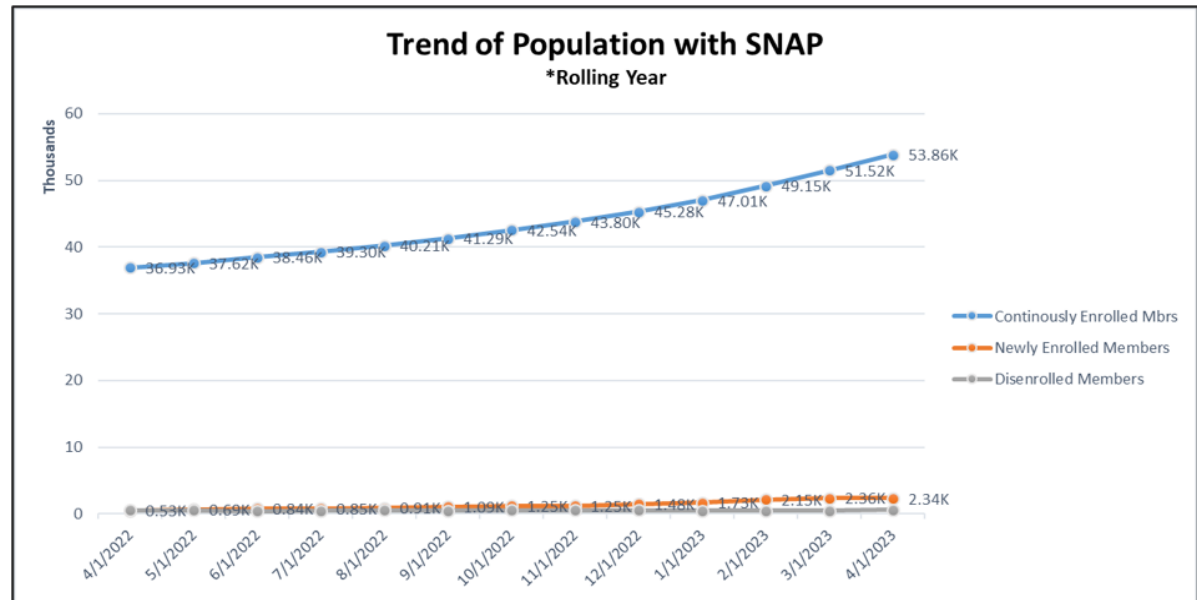


MONTH	Continuously Enrolled	Newly Enrolled	Disenrolled
MAR_2022	88,875	3,190	264
APR_2022	93,269	3,387	336
MAY_2022	96,123	3,464	301
JUN_2022	99,540	4,013	347
JUL_2022	103,417	4,484	398
AUG_2022	107,836	4,950	399
SEP_2022	113,048	5,293	357
OCT_2022	118,751	6,315	540
NOV_2022	124,447	6,227	191
DEC_2022	125,755	1,765	2
JAN_2023	124,874	-	9
FEB_2023	123,903	-	6
MAR_2023	123,374	-	4



PHW SNAP Tracker

- PHW has over 53,857 participants in the CHC program that are receiving SNAP benefits.
- In the last 12 months participants receiving SNAP has grown by over 45.82%
- 81% of HCBS and 74% of NFI participants receive SNAP Benefits

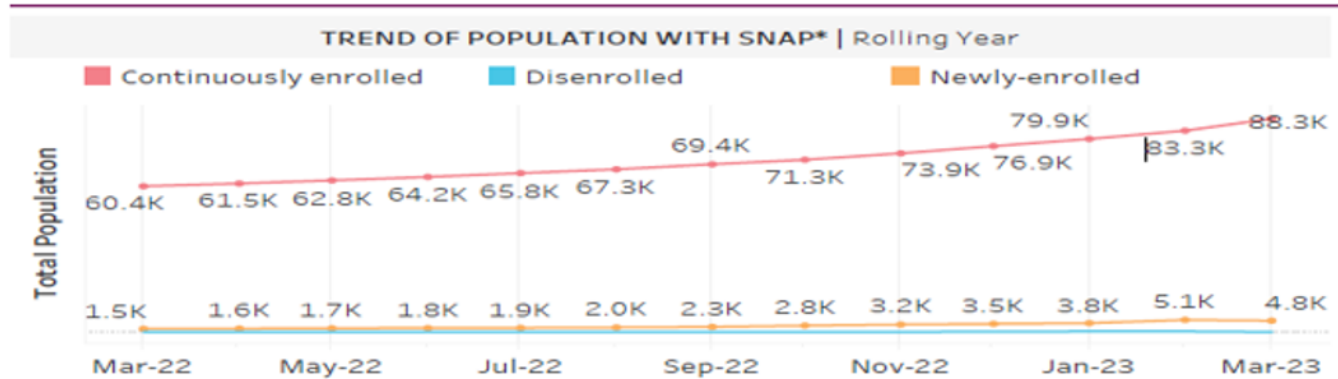


UPMC Service Coordination SNAP Tracker

- UPMC has over 88,000 participants in the CHC program that are receiving SNAP benefits.

- In the last 12 months participants receiving SNAP has grown by over 46%.

- 78% of HCBC and 71% of NFI participants receive SNAP benefits.



*Before 2022, reported totals jumped significantly higher each month but have since stabilized due to greater data availability on the daily 834 file.

- Aside from SNAP benefits, UPMC serves approximately 10,063 participants Home Delivered Meals across the state