

Provider Performance Review Subcommittee

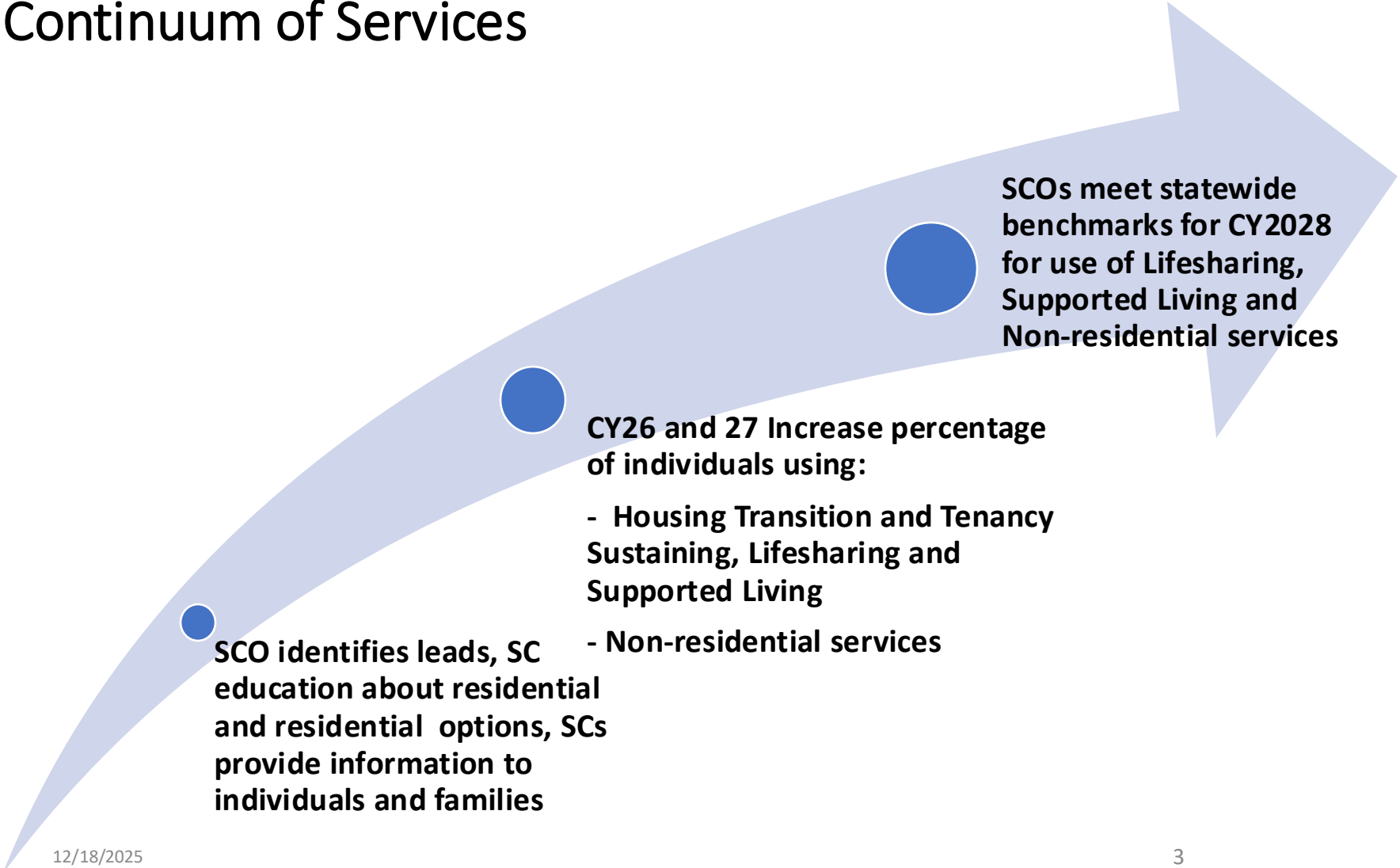
December 2025

Performance-Based Contracting (PBC) Measures Supporting EDL Recommendations

Supports Coordination PBC Performance Area: Continuum of Services

- Demonstrate that individuals requiring or preferring 24/7 support outside of the family home are provided information and encouraged to consider Supported Living and Life Sharing.
- SCOs must demonstrate their ability to develop, implement, and monitor service plans that prioritize and facilitate individuals' opportunities to live in the least restrictive, most integrated settings of their choice. This includes ensuring access to nonresidential services and supports that promote independence, community inclusion, and alignment with the individual's preferences, strengths, and goals as outlined in their Individual Support Plan (ISP)

Supports Coordination PBC Performance Measures: Continuum of Services



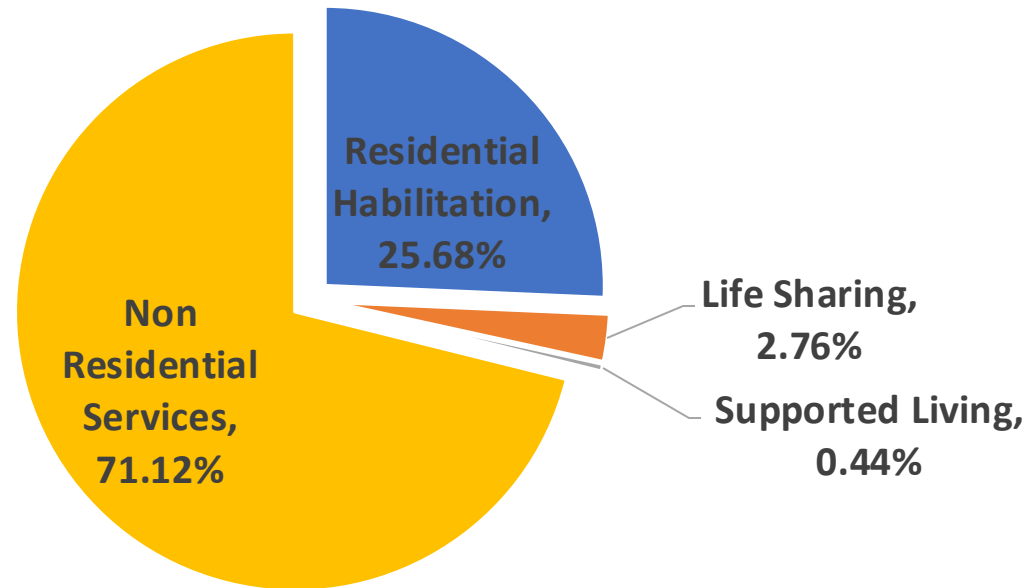
SCO identifies leads, SC education about residential and residential options, SCs provide information to individuals and families

CY26 and 27 Increase percentage of individuals using:

- Housing Transition and Tenancy Sustaining, Lifesharing and Supported Living
- Non-residential services

SCOs meet statewide benchmarks for CY2028 for use of Lifesharing, Supported Living and Non-residential services

Statewide Summary for Residential and Non-Residential Services CY2025



■ Residential Habilitation ■ Life Sharing ■ Supported Living ■ Non Residential Services

Percentage of Enrolled Individuals Receiving Residential Habilitation, Lifesharing and Supported Living by SCO CY2025



pennsylvania
DEPARTMENT OF HUMAN SERVICES

SCO	Residential Services	Percentage
A Bridge To Independence	Life Sharing	1.46%
	Residential Habilitation	15.25%
	Supported Living	
Achieving More, Inc	Life Sharing	2.39%
	Residential Habilitation	22.10%
	Supported Living	0.16%
Amcord Care Inc	Life Sharing	0.58%
	Residential Habilitation	21.91%
	Supported Living	
ARC Advocacy Services	Life Sharing	1.72%
	Residential Habilitation	29.31%
	Supported Living	0.28%
Beaver County MH/MR	Life Sharing	1.11%
	Residential Habilitation	33.77%
	Supported Living	
Bradford/Sullivan MH/ID Program	Life Sharing	10.12%
	Residential Habilitation	19.37%
	Supported Living	2.32%
Cambria County MH/MR	Life Sharing	0.66%
	Residential Habilitation	62.75%
	Supported Living	
Cameron/Elk Behavioral & Development	Life Sharing	7.15%
	Residential Habilitation	36.74%
	Supported Living	
Case Management Unit	Life Sharing	4.02%
	Residential Habilitation	21.92%
	Supported Living	2.57%

Center for Community Resources	Life Sharing	2.86%
	Residential Habilitation	19.13%
	Supported Living	0.38%
Centre County MH/MR Program	Life Sharing	1.28%
	Residential Habilitation	28.14%
	Supported Living	0.77%
Chester County MH/MR Program	Life Sharing	2.41%
	Residential Habilitation	28.12%
	Supported Living	
Community Guidance Center	Life Sharing	1.27%
	Residential Habilitation	26.04%
	Supported Living	
Consortium Inc	Life Sharing	1.57%
	Residential Habilitation	34.14%
	Supported Living	0.13%
County of Delaware Supports Coordination	Life Sharing	1.68%
	Residential Habilitation	32.27%
	Supported Living	0.23%
Crawford County Human Services	Life Sharing	10.19%
	Residential Habilitation	27.08%
	Supported Living	
Cumberland Perry MH/MR Program	Life Sharing	0.56%
	Residential Habilitation	22.44%
	Supported Living	2.68%
Cypress Support LLC	Life Sharing	
	Residential Habilitation	14.40%
	Supported Living	

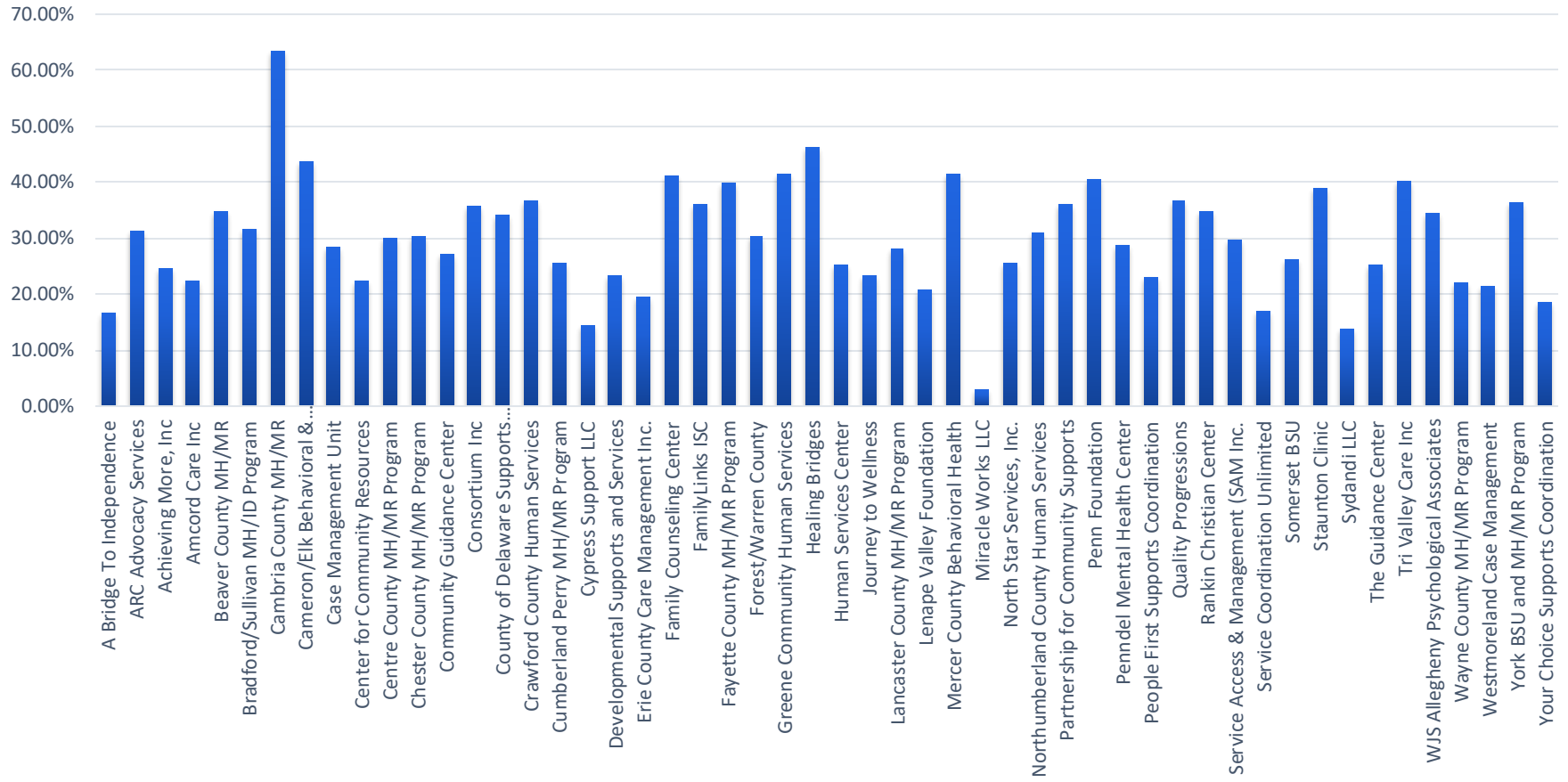
Developmental Supports and Ser	Life Sharing	3.38%
	Residential Habilitation	18.79%
	Supported Living	1.29%
Erie County Care Management In	Life Sharing	3.09%
	Residential Habilitation	16.36%
	Supported Living	0.12%
Family Counseling Center	Life Sharing	4.55%
	Residential Habilitation	36.04%
	Supported Living	0.65%
FamilyLinks ISC	Life Sharing	2.18%
	Residential Habilitation	33.95%
	Supported Living	0.15%
Fayette County MH/MR Program	Life Sharing	5.30%
	Residential Habilitation	35.03%
Forest/Warren County	Life Sharing	1.60%
	Residential Habilitation	28.80%
Greene Community Human Servi	Life Sharing	1.77%
	Residential Habilitation	38.94%
	Supported Living	0.89%
Healing Bridges	Life Sharing	0.29%
	Residential Habilitation	44.70%
	Supported Living	1.72%
Human Services Center	Residential Habilitation	25.35%
Journey to Wellness	Life Sharing	9.10%
	Residential Habilitation	14.15%
Lancaster County MH/MR Program	Life Sharing	1.35%
	Residential Habilitation	26.45%
	Supported Living	0.58%

Lenape Valley Foundation	Life Sharing	2.36%
	Residential Habilitation	18.08%
	Supported Living	0.43%
Mercer County Behavioral Health	Life Sharing	0.66%
	Residential Habilitation	40.79%
	Supported Living	0.22%
Miracle Works LLC	Life Sharing	1.45%
	Residential Habilitation	1.45%
North Star Services, Inc.	Life Sharing	2.40%
	Residential Habilitation	23.31%
	Supported Living	0.27%
Northumberland County Human Services	Life Sharing	4.59%
	Residential Habilitation	23.92%
	Supported Living	3.06%
Partnership for Community Supports	Life Sharing	4.11%
	Residential Habilitation	31.65%
	Supported Living	0.42%
Penn Foundation	Life Sharing	2.11%
	Residential Habilitation	37.71%
	Supported Living	0.71%
Penndel Mental Health Center	Life Sharing	2.00%
	Residential Habilitation	26.64%
	Supported Living	0.40%
People First Supports Coordination	Life Sharing	1.99%
	Residential Habilitation	20.46%
	Supported Living	0.86%

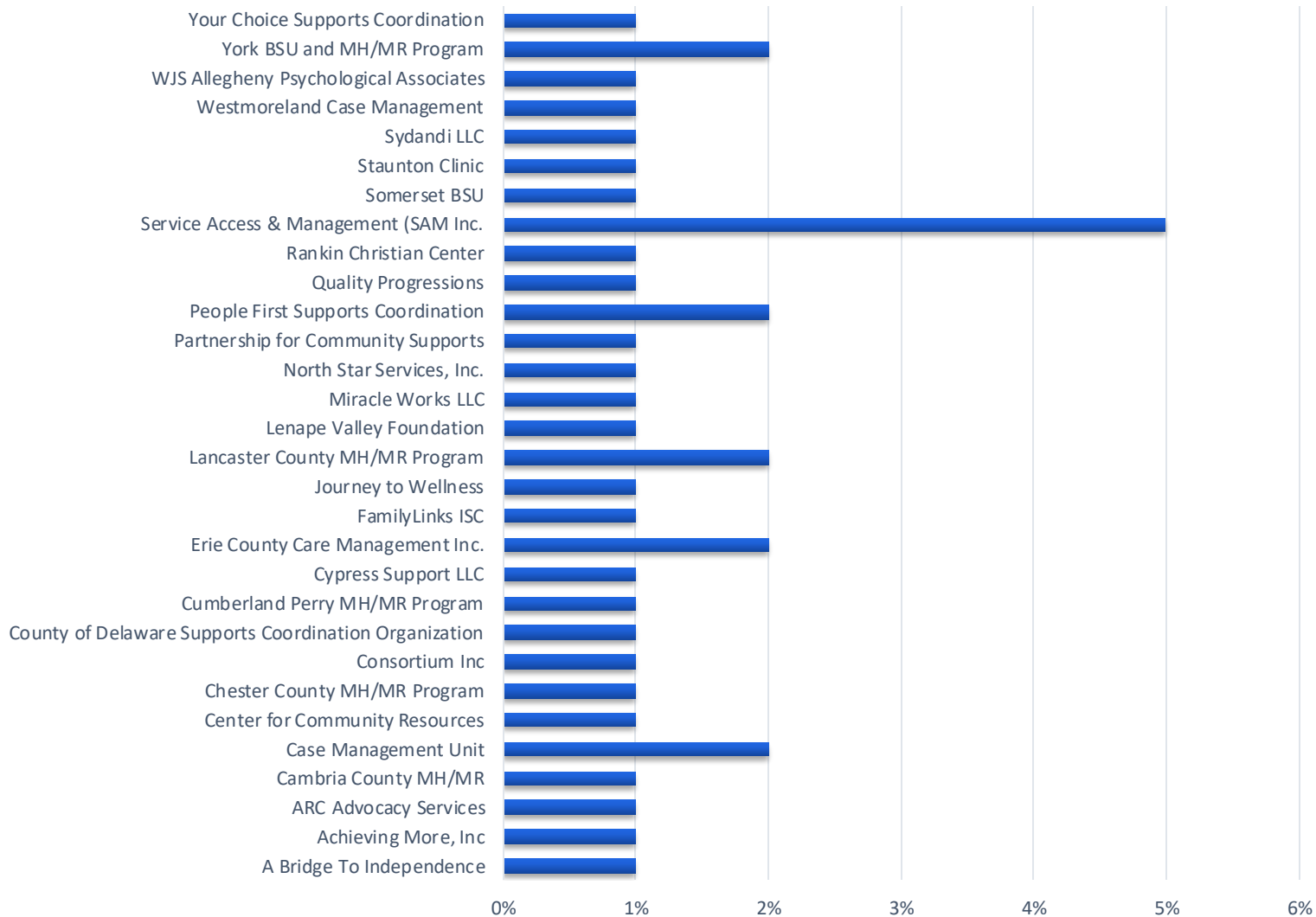
Quality Progressions	Life Sharing	4.74%
	Residential Habilitation	32.16%
	Supported Living	0.19%
Rankin Christian Center	Life Sharing	1.61%
	Residential Habilitation	33.03%
	Supported Living	0.26%
Service Access & Management (SAM In	Life Sharing	4.26%
	Residential Habilitation	25.28%
	Supported Living	0.48%
Service Coordination Unlimited	Life Sharing	3.12%
	Residential Habilitation	13.78%
Somerset BSU	Life Sharing	4.20%
	Residential Habilitation	22.60%
	Supported Living	0.20%
Staunton Clinic	Life Sharing	1.55%
	Residential Habilitation	37.37%
	Supported Living	0.14%
Sydandi LLC	Life Sharing	1.03%
	Residential Habilitation	12.70%
	Supported Living	0.12%
The Guidance Center	Life Sharing	2.09%
	Residential Habilitation	22.92%
	Supported Living	0.42%
Tri Valley Care Inc	Life Sharing	1.21%
	Residential Habilitation	39.04%

Wayne County MH/MR Program	Life Sharing	5.12%
	Residential Habilitation	17.05%
	Supported Living	0.57%
Westmoreland Case Management	Life Sharing	0.81%
	Residential Habilitation	20.80%
	Supported Living	0.07%
WJS Allegheny Psychological Associates	Life Sharing	6.90%
	Residential Habilitation	27.59%
York BSU and MH/MR Program	Life Sharing	1.49%
	Residential Habilitation	34.83%
	Supported Living	0.27%
Your Choice Supports Coordination	Residential Habilitation	15.63%
	Supported Living	3.13%

Percentage of Enrolled Individuals Receiving Residential Services by SCO CY2025



Percentage of Enrolled Individuals Receiving Housing Transition and Tenancy Services by SCO CY2025



Data Source for All Graphs: EDW Consumer Demographics and Services Supports Fact Tabel (Cognos HCSIS Ad Hoc Package)

Data Extraction: October 15, 2025